






Central Library
Expenditure Details from 1st April 2016 to 31 March 2017

Institute's Name	No. of Books Procured	Cost of Books	Journals/E-Database			Total	Miscellaneous Amount(Turnitin, Delnet, Koha)	G. Total
			Print Cost*	Online*	Cost			
IET	4870	2133976	117376	1328	2372172	4623524	396711	7119413
IPR	13	45266	53010	10	0	98276		
IBM	1184	537299	87323	101	620182	1244804		
IAH	15	33236	29750	0	0	62986		
UPL	2247	667106	0	0	0	667106		
FOE	197	24786	1220	0	0	26006		
TOTAL	8526	3441669	288679	1439	2992354	6722702		





KULDEEP ARORA & ASSOCIATES

CHARTERED ACCOUNTANTS

CA. Kuldeep Arora
M.Com., LL.B., F.C.A., DISA (ICAI)

AUDIT REPORT

We have examined the Balance Sheet of G.J.A. UNIVERSITY, MATHURA, as at 31-03-2017 and the Income & Expenditure Account for the year ended on that date which are in agreement with the books of account maintained by the said institution.

We have obtained all the information and explanations which to the best of our knowledge and belief were necessary for the purposes of the audit. In our opinion, proper books of account have been kept by the above named institution visited by us so far as appears from our examination of the books, and proper returns adequate for the purposes of audit have been received.

In our opinion and to the best of our information given to us, the said accounts give a true and fair view :

- (i) In the case of the balance sheet, of the state of affairs of the above named institutions as at 31-03-2017 and
- (ii) In the case of the Income & Expenditure account, of the Excess of Income over Expenditure of its accounting year ending on 31-03-2017.

Place : Mathura
Date : 29-09-2017



KULDEEP ARORA & ASSOCIATES
Chartered Accountants
FRN : 006036C

(CA. KULDEEP ARORA)
F.C.A.
M. No. 074799

**GLA UNIVERSITY
MATHURA**
Schedules forming part of Balance Sheet

As at 31.03.2017

Schedule D

FIXED ASSETS

Sr. No.	Particulars	Gross Block				Rate of Dep.	Depreciation				Net Block			
		Balance as on 31.03.16	Addition During the year	Sold / Transferred / Discarded During the year	Balance, as on 31.03.17		Depreciation upto 31.03.16	W.D.V. of Assets Sold/ Transferred/ Discarded	Depreciation during the year	Depreciation upto 31.03.17	W.D.V. as on 31.03.2016	W.D.V. of Assets Sold/ Transferred/ Discarded	W.D.V. of Assets After Sold/ Transferred/ Discarded	W.D.V. as on 31.03.17
BUILDING														
1.	Building	1,708,773,267.43	293,919,837.00	-	2,002,693,104.43	0%	157,290,246.00	-	-	157,290,246.00	1,551,483,021.43	-	1,551,483,021.43	1,845,402,858.43
2.	Water Tank	3,087,265.00	886,973.00	-	3,976,238.00	10%	331,802.00	-	319,995.00	651,797.00	2,755,463.00	-	2,755,463.00	3,324,441.00
3.	Foot Overbridge (UC)	-	20,280,859.00	-	20,280,859.00	0%	-	-	-	-	-	-	-	20,280,859.00
4.	Lift	3,010,460.00	-	-	3,010,460.00	10%	1,038,087.00	-	197,237.00	1,235,324.00	1,972,373.00	-	1,972,373.00	1,775,136.00
	Total	1,714,870,992.43	315,089,669.00	-	2,029,960,661.43	-	158,660,135.00	-	517,232.00	159,177,367.00	1,556,210,857.43	-	1,556,210,857.43	1,870,783,294.43
EQUIPMENTS														
1.	Air Conditioning System	32,390,895.00	10,235,687.00	-	42,626,582.00	10%	13,449,835.00	-	2,405,890.00	15,855,725.00	18,941,060.00	-	18,941,060.00	26,770,857.00
2.	Air Compressor	22,500.00	-	-	22,500.00	10%	1,125.00	-	2,138.00	3,263.00	21,375.00	-	21,375.00	19,237.00
3.	Audio Systems	515,830.00	-	-	515,830.00	10%	262,129.00	-	25,370.00	287,499.00	253,701.00	-	253,701.00	228,331.00
4.	Auditorium Systems	1,591,735.00	-	-	1,591,735.00	10%	672,558.00	-	91,918.00	764,476.00	919,177.00	-	919,177.00	827,259.00
5.	Automatic Timer	9,600.00	-	-	9,600.00	10%	480.00	-	912.00	1,392.00	9,120.00	-	9,120.00	8,208.00
6.	Banner Trolley	10,069.00	-	-	10,069.00	10%	1,460.00	-	861.00	2,321.00	8,609.00	-	8,609.00	7,748.00
7.	C.C.Camera	4,727,284.00	1,871,857.00	-	6,599,141.00	10%	1,297,337.00	-	462,578.00	1,759,915.00	3,689,853.00	-	3,689,853.00	5,099,132.00
8.	Camera	1,186,552.00	42,780.00	-	1,229,332.00	10%	193,457.00	-	75,458.00	268,915.00	733,189.00	-	733,189.00	700,511.00
9.	Mess Equipment	-	2,328,011.00	-	2,328,011.00	10%	-	-	116,401.00	116,401.00	-	-	-	2,211,610.00
10.	Dril Machine	-	7,443.00	-	7,443.00	10%	-	-	372.00	372.00	-	-	-	7,071.00
11.	Mobile Set	1,453,939.00	270,231.00	-	1,724,170.00	10%	358,734.00	-	123,032.00	481,766.00	1,095,205.00	-	1,095,205.00	1,742,404.00
12.	Fax Machine	29,500.00	-	-	29,500.00	10%	19,030.00	-	1,047.00	20,077.00	10,470.00	-	10,470.00	9,423.00
13.	Finger Print Biometric	366,251.00	481,325.00	-	847,576.00	10%	142,129.00	-	46,478.00	188,607.00	224,122.00	-	224,122.00	658,969.00
14.	Fire Fighting Equipments	5,072,961.00	3,956,489.00	-	9,029,450.00	10%	876,708.00	-	617,450.00	1,494,158.00	4,196,253.00	-	4,196,253.00	7,535,292.00
15.	Fog Machine	151,399.00	36,390.00	-	187,789.00	10%	40,354.00	-	12,924.00	53,278.00	111,045.00	-	111,045.00	134,511.00
16.	Food Wastage Tank	22,000.00	-	-	22,000.00	10%	1,100.00	-	2,090.00	3,190.00	20,900.00	-	20,900.00	18,810.00
17.	Generator	20,666,352.00	-	-	20,666,352.00	10%	9,168,509.00	-	1,149,783.00	10,318,292.00	11,497,843.00	-	11,497,843.00	10,348,060.00
18.	Gym Equipments	1,080,361.00	500,004.00	-	1,580,365.00	10%	211,919.00	-	111,844.00	323,763.00	868,442.00	-	868,442.00	1,256,602.00
19.	Hording Unipol	718,912.00	-	-	718,912.00	10%	35,946.00	-	68,297.00	104,243.00	682,966.00	-	682,966.00	614,669.00
20.	Instruments	1,190,129.00	-	-	1,190,129.00	10%	630,915.00	-	55,921.00	686,836.00	559,214.00	-	559,214.00	503,293.00
21.	L.C.D. Projector	6,390,799.00	1,149,975.00	-	7,540,774.00	10%	3,300,211.00	-	366,557.00	3,666,768.00	3,090,586.00	-	3,090,586.00	3,874,004.00
22.	Lab Equipments	73,252,365.40	14,483,923.00	-	87,736,288.40	10%	30,848,911.00	-	4,964,542.00	35,813,453.00	42,403,455.40	-	42,403,455.40	51,922,836.40
23.	Musical Instruments	784,109.00	-	-	784,109.00	10%	167,211.00	-	61,690.00	228,901.00	616,898.00	-	616,898.00	555,208.00
24.	Media Junction	104,452.00	-	-	104,452.00	10%	5,223.00	-	9,223.00	15,146.00	99,229.00	-	99,229.00	89,306.00
25.	Medical Equipment for Disp.	213,614.00	78,950.00	-	292,564.00	10%	10,681.00	-	24,241.00	34,922.00	202,933.00	-	202,933.00	257,642.00
26.	Oil Pump	29,400.00	-	-	29,400.00	10%	11,075.00	-	1,833.00	12,908.00	18,325.00	-	18,325.00	16,492.00
27.	Old Diesel Tank	205,638.00	-	-	205,638.00	10%	115,068.00	-	9,057.00	124,125.00	90,570.00	-	90,570.00	81,513.00
28.	Paper Cutting Machine	2,363.00	-	-	2,363.00	10%	1,171.00	-	119.00	1,290.00	1,192.00	-	1,192.00	1,073.00
29.	Photo State Machine	965,431.00	238,500.00	-	1,203,931.00	10%	483,484.00	-	60,120.00	543,604.00	481,947.00	-	481,947.00	660,327.00
30.	Plantation Equipments	642,774.00	88,268.00	-	731,042.00	10%	117,105.00	-	56,980.00	174,085.00	525,669.00	-	525,669.00	556,957.00
31.	Refrigerator	287,685.00	129,300.00	-	416,985.00	10%	146,210.00	-	20,613.00	166,823.00	141,475.00	-	141,475.00	250,162.00
32.	Soler Heater	9,119,130.00	2,043,912.00	-	11,163,042.00	10%	1,707,465.00	-	843,362.00	2,550,827.00	7,411,665.00	-	7,411,665.00	8,612,215.00
33.	Soler Power Plant	-	20,128,282.00	-	20,128,282.00	10%	-	-	1,006,414.00	1,006,414.00	-	-	-	19,121,868.00
34.	Stone Griding Machine	21,201.00	-	-	21,201.00	10%	1,060.00	-	2,014.00	3,074.00	20,141.00	-	20,141.00	18,127.00
35.	Sound System	506,178.00	3,000.00	-	509,178.00	10%	190,005.00	-	31,767.00	221,772.00	316,173.00	-	316,173.00	287,406.00
36.	Submersible Pump	1,478,026.00	-	-	1,478,026.00	10%	459,700.00	-	101,833.00	561,533.00	1,018,326.00	-	1,018,326.00	916,493.00
37.	STP Tank	775,467.00	390,831.00	-	1,166,298.00	10%	186,737.00	-	78,415.00	265,152.00	588,730.00	-	588,730.00	901,146.00
38.	STP Plant	1,606,646.00	6,023,143.00	-	7,629,789.00	10%	210,065.00	-	440,815.00	650,880.00	1,396,581.00	-	1,396,581.00	6,978,909.00
39.	Megaphone	172,150.00	38,000.00	-	210,150.00	10%	13,090.00	-	17,806.00	30,896.00	159,060.00	-	159,060.00	179,254.00
40.	Telephone Fitting	2,486,633.00	2,050.00	-	2,488,683.00	10%	1,504,337.00	-	98,332.00	1,602,669.00	982,296.00	-	982,296.00	886,014.00
41.	Television	1,373,512.00	204,500.00	-	1,578,012.00	10%	339,618.00	-	113,614.00	453,232.00	1,033,894.00	-	1,033,894.00	1,124,780.00
42.	Transformer	1,357,461.00	3,949,110.00	-	5,306,571.00	10%	876,645.00	-	245,537.00	1,122,182.00	480,816.00	-	480,816.00	4,184,389.00
43.	Utensils	1,659,007.18	505,038.00	-	2,164,045.18	10%	506,207.00	-	140,532.00	646,739.00	1,152,800.18	-	1,152,800.18	1,517,366.18
44.	Walky - Talky	448,856.00	224,568.00	-	673,424.00	10%	92,061.00	-	46,908.00	138,969.00	356,795.00	-	356,795.00	534,455.00
45.	V.C.D. / D.V.D	17,016.00	-	-	17,016.00	10%	13,051.00	-	397.00	13,448.00	3,965.00	-	3,965.00	3,568.00
46.	Vacuum Cleaner	12,400.00	-	-	12,400.00	10%	8,382.00	-	402.00	8,784.00	4,018.00	-	4,018.00	3,616.00
47.	Washing Machine	97,800.00	-	-	97,800.00	10%	27,830.00	-	6,997.00	34,827.00	69,970.00	-	69,970.00	62,973.00
48.	Water Cooler & Purifier	4,770,240.00	313,400.00	-	5,083,640.00	10%	3,160,765.00	-	176,618.00	3,337,383.00	1,609,475.00	-	1,609,475.00	1,746,257.00
49.	Weighing Machine	59,742.00	-	-	59,742.00	10%	10,627.00	-	4,912.00	15,539.00	49,115.00	-	49,115.00	44,203.00
50.	Welding Machine	187,652.00	-	-	187,652.00	10%	35,507.00	-	15,215.00	50,722.00	152,145.00	-	152,145.00	136,930.00
51.	Water Meter	264,031.00	304,158.00	-	568,189.00	10%	18,676.00	-	39,743.00	58,419.00	245,355.00	-	245,355.00	509,770.00
52.	Gas Pipe Line Fitting	2,636,694.00	-	-	2,636,694.00	10%	392,654.00	-	224,404.00	617,058.00	2,244,040.00	-	2,244,040.00	2,019,636.00
	Total	183,134,741.58	70,029,125.00	-	253,163,866.58	-	72,324,557.00	-	14,582,476.00	86,907,033.00	110,810,183.58	-	110,810,183.58	166,256,832.58
COMPUTERS & PERIPHERALS														
1.	Computer Science Equip.	126,761,636.73	16,322,920.00	-	143,084,556.73	10%	57,163,370.00	-	7,775,973.00	64,939,343.00	69,598,268.73	-	69,598,268.73	78,145,215.73
2.	Internet Fittings	3,018,639.00	835,245.00	-	3,853,884.00	10%	768,649.00	-	266,761.00	1,035,410.00	2,249,990.00	-	2,249,990.00	2,818,474.00
3.	Software	11,950,937.00	3,505,999.00	-	15,456,936.00	10%	2,642,141.00	-	1,106,180.00	3,748,321.00	9,308,796.			



4.	Scanner	223,807.00	72,000.00	-	295,807.00	10%	14,871.00	-	24,494.00	39,365.00	208,936.00	-	208,936.00	256,442.00
5.	Server	2,614,500.00	1,539,640.00	-	4,154,140.00	10%	183,593.00	-	320,073.00	503,666.00	2,430,907.00	-	2,430,907.00	3,650,474.00
	Total	144,569,519.73	22,275,804.00	-	166,845,323.73		60,772,624.00	-	9,493,481.00	70,266,105.00	83,796,897.73	-	83,796,897.73	96,579,220.73
FURNITURE & FIXTURES														
1.	Furniture	76,249,208.00	29,061,044.00	-	105,310,252.00	10%	27,115,333.00	-	6,366,440.00	33,481,773.00	49,133,876.00	-	49,133,876.00	71,828,480.00
2.	Electricity Fittings & Equip.	83,165,141.00	7,372,012.00	-	90,537,153.00	10%	26,376,566.00	-	6,047,458.00	32,424,024.00	56,788,573.00	-	56,788,573.00	58,113,127.00
3.	Electric Connection	149,700.00	-	-	149,700.00	10%	7,484.00	-	14,222.00	21,706.00	142,216.00	-	142,216.00	127,994.00
4.	Intercom	2,950.00	-	-	2,950.00	10%	1,744.00	-	121.00	1,865.00	1,206.00	-	1,206.00	1,085.00
	Total	159,566,999.00	36,433,056.00	-	196,000,055.00		53,501,127.00	-	12,428,241.00	65,929,368.00	106,065,871.00	-	106,065,871.00	130,070,686.00
LIBRARY BOOKS														
1.	Library Books	38,709,277.90	3,500,356.00	-	42,209,633.90	10%	19,242,870.00	-	2,121,659.00	21,364,529.00	19,466,407.90	-	19,466,407.90	20,845,104.90
2.	Library Renovation & Other A	5,061,908.00	-	-	5,061,908.00	10%	733,976.00	-	432,793.00	1,166,769.00	4,327,932.00	-	4,327,932.00	3,895,139.00
	Total	43,771,185.90	3,500,356.00	-	47,271,541.90		19,976,846.00	-	2,554,452.00	22,531,298.00	23,794,339.90	-	23,794,339.90	24,740,243.90
VEHICLES														
1.	Bike	50,897.00	1,300.00	-	52,197.00	10%	11,732.00	-	3,982.00	15,714.00	39,165.00	-	39,165.00	36,483.00
2.	Car	18,708,894.00	2,501,017.00	-	21,209,911.00	10%	7,101,682.00	-	1,285,772.00	8,387,454.00	11,607,212.00	-	11,607,212.00	12,822,457.00
3.	Other Vehicle	129,844.00	-	-	129,844.00	10%	49,832.00	-	8,001.00	57,833.00	80,012.00	-	80,012.00	72,011.00
4.	Tractor Trolley	229,490.00	-	-	229,490.00	10%	110,975.00	-	11,852.00	122,827.00	118,515.00	-	118,515.00	106,663.00
	Total	19,119,125.00	2,502,317.00	-	21,621,442.00		7,274,221.00	-	1,309,607.00	8,583,828.00	11,844,904.00	-	11,844,904.00	13,037,614.00
	Grand Total	2,265,032,563.64	449,830,327.00	-	2,714,862,890.64		372,509,510.00	-	40,885,889.00	413,394,999.00	1,892,523,053.64	-	1,892,523,053.64	2,301,467,891.64

Note : Depreciation on assets as on 31.03.2016 has been charged for full year, while the depreciation on assets purchased during the year has been charged for half year.

As per our separate Audit Report of even date annexed.

Place: Mathura

Date : 29.09.2017

For Kuldeep Arora & Associates
Chartered Accountants
FRN.: 006036C



(CA. Kuldeep Arora)
F.C.A.
Membership No. 074799

FOR GJA UNIVERSITY, MATHURA

Handwritten signature

CHAIRMAN (E.C.)

**GLA UNIVERSITY
MATHURA**

Schedules forming part of Income & Expenditure

Schedule A

As at 31.03.2017

REVENUE FROM OPERATIONS

No.	Particulars	Amount Rs.
1	Fees From Students	1,152,568,669.00
	TOTAL	1,152,568,669.00

Schedule B

As at 31.03.2017

INTEREST ON SB A/c / FDR/ OTHERS

No.	Particulars	Amount Rs.
1	Interest on Saving Account	148,756.30
	TOTAL	148,756.30

Schedule C

As at 31.03.2017

OTHER INCOME

No.	Particulars	Amount Rs.
1	Rent	2,381,063.00
2	Sale of Scrap	470,750.00
3	Other Income	1,589,275.00
	TOTAL	4,441,088.00

Schedule D

As at 31.03.2017

EDUCATIONAL EXPENSES

No.	Particulars	Amount Rs.
1	Admission Expenses	15,218,598.00
2	AMC On Software	793,239.00
3	AMC On Server	69,002.00
4	Affiliation	300,000.00
5	Conference & Seminar Expenses	1,180,057.00
6	Convocation Expenses	1,787,627.00
7	Cultural Program Expenses	4,184,786.00
8	Examination Expenses	956,320.00
9	Games & Sports Expenses	2,014,212.00
10	Internet Expenses	1,764,544.00
11	Lab Consumables	1,247,944.00
12	Library Journal	3,729,324.00
13	Magazine, News Paper & Other Expenses	189,051.00
14	P.D.P. Expenses	15,962,897.00
15	Placement Cell Expenses	5,044,282.00
16	Scholarship & Fee Concession Expenses	27,677,145.00
17	Student Welfare Expenses	2,478,173.00
18	Website Expenses	4,442,873.00
	TOTAL	89,040,054.00

As per our separate Audit Report of even date annexed.

Place: Mathura
Date: 29.09.2017

For Kuldeep Arora & Associates
Chartered Accountants
FRN.: 006036C



(CA, Kuldeep Arora)
F.C.A.
Membership No. 074799

FOR GLA UNIVERSITY, MATHURA

CHAIRMAN (E.C)